

A step at a time: EMERGING BUZZER



Hook: Emerger hook, size 12-18
Thread: Gudebrod 8/0, tan
Abdomen: Hare's ear, shorter hairs
Rib; Mylar tinsel, holo-silver
Thorax: Hare's ear, longer hairs
Suspender: Polystyrene ball in stockings

Step 1




Mount a hook in the vise.

Step 2




Cover the thorax area with thread.

Step 3




Take a polystyrene ball. It also works with a piece of fly-tying foam (rounded for small hook - double for larger hook). The bag is made by a piece of regular nylon stockings.

Step 4



Fold the stocking piece to a little bag around the ball and stretch it.

Step 5



Tie it onto the hook and use a bit of the excess to build up an underbody for the thorax.

Step 6



Cut the last excess of the stocking and cover the rest of the hook with thread.

Step 7



Tie in a piece of fine flat tinsel.

Step 8



Dub the thread sparsely with hare's ear that's been cut a little shorter.

Step 9



Wrap the dubbed thread up to the start of the thorax and stop there.

Step 10



Rib the body with the tinsel, counter clockwise to secure the dubbing, and tie it down at the start of the thorax. Make the wraps rather tight.

Step 11



Dub the thread with hare's ear again, a little longer hairs this time.

Step 12



Wrap the dubbed thread to the suspender.

Step 13



Make a whip-finish behind the hook eye.

Step 14



Finish the fly by picking out a little dubbing here and there between the tinsel wraps and some from the thorax for legs.

Done...



A simple fly that doesn't require lots of materials. Hare, tinsel, something floating and ladies underwear... stuff that we all have lying around somewhere.